


# Lots Of Freaky Creepy Spooky Delicious And Quick To Make Recipes For Kids And

Get ready for a spooky and delicious Halloween with this collection of freaky, creepy, and quick-to-make recipes for kids and adults alike. From bubbling cauldrons to cackling witches, these recipes are sure to put a spell on your taste buds.



## HOMEMADE HALLOWEEN COOKBOOK: Lots of Freaky, Creepy, Spooky, Delicious And Quick-To-Make Recipes For Kids And Adults With Pictures For Halloween Party by Tyler Sweet

★★★★★ 5 out of 5

Language : English  
File size : 4695 KB  
Text-to-Speech : Enabled  
Enhanced typesetting : Enabled  
Word Wise : Enabled  
Print length : 97 pages  
Lending : Enabled  
Screen Reader : Supported



### Bubbling Cauldrons

These bubbling cauldrons are the perfect Halloween treat. They're made with a simple combination of chocolate chips, peanut butter, and marshmallows, and they're sure to be a hit with kids of all ages.

### Ingredients

\* 1 cup semi-sweet chocolate chips \* 1/2 cup peanut butter \* 1/4 cup mini marshmallows \* 12 candy corn candies \* 12 pretzel sticks

## **Instructions**

1. Line a baking sheet with parchment paper. 2. In a medium saucepan, melt the chocolate chips and peanut butter together over low heat. 3. Remove from heat and stir in the marshmallows. 4. Drop spoonfuls of the mixture onto the prepared baking sheet. 5. Top each spoonful with a candy corn candy and a pretzel stick. 6. Refrigerate for at least 30 minutes before serving.

## **Cackling Witches**

These cackling witches are a fun and festive Halloween treat. They're made with a combination of chocolate cake, green frosting, and candy corn, and they're sure to be a hit with kids and adults alike.

## **Ingredients**

\* 1 box chocolate cake mix \* 1/2 cup green frosting \* 12 candy corn candies \* 12 pretzel sticks

## **Instructions**

1. Preheat oven to 350 degrees F (175 degrees C). Grease and flour a 9x13 inch baking pan. 2. Prepare the cake mix according to package directions. Pour the batter into the prepared pan and bake for 25-30 minutes, or until a toothpick inserted into the center comes out clean. 3. Allow the cake to cool completely. 4. Frost the cake with the green frosting. 5. Cut the candy corn candies in half. Place a candy corn half on the top of

each cupcake, and then insert a pretzel stick into the bottom of each candy corn half. 6. Serve and enjoy!

## **Mummy Dogs**

These mummy dogs are a fun and easy Halloween treat. They're made with hot dogs, crescent roll dough, and mustard, and they're sure to be a hit with kids of all ages.

### **Ingredients**

\* 1 package hot dogs \* 1 can crescent roll dough \* 1/4 cup mustard

### **Instructions**

1. Preheat oven to 375 degrees F (190 degrees C). Line a baking sheet with parchment paper. 2. Unroll the crescent roll dough and cut it into 12 strips. 3. Wrap each hot dog with a strip of dough, leaving a small space at the top for the face. 4. Use a knife to score the dough to create the mummy's bandages. 5. Place the mummy dogs on the prepared baking sheet and bake for 10-12 minutes, or until the dough is golden brown. 6. Remove from oven and allow to cool slightly before serving. 7. Use the mustard to draw on the mummy's faces.

## **Spiderweb Dip**

This spiderweb dip is a fun and festive Halloween appetizer. It's made with a combination of sour cream, cream cheese, salsa, and olives, and it's sure to be a hit with guests of all ages.

### **Ingredients**

\* 1 cup sour cream \* 1 cup cream cheese, softened \* 1/2 cup salsa \* 1/2 cup black olives, sliced \* 1/4 cup green onions, chopped

## Instructions

1. In a medium bowl, combine the sour cream, cream cheese, and salsa. Mix until well combined. 2. Spread the mixture into a 9-inch pie plate. 3. Top with the black olives and green onions. 4. Refrigerate for at least 30 minutes before serving. 5. To serve, cut into wedges and serve with tortilla chips or crackers.

## Pumpkin Punch


This pumpkin punch is a fun and festive Halloween drink. It's made with a combination of orange juice, pineapple juice, ginger ale, and pumpkin puree, and it's sure to be a hit with kids and adults alike.

## Ingredients

\* 1 gallon orange juice \* 1 gallon pineapple juice \* 2 liters ginger ale \* 1 can pumpkin puree

## Instructions


1. In a large punch bowl, combine the orange juice, pineapple juice, ginger ale, and pumpkin puree. 2. Stir until well combined. 3. Serve over ice and enjoy!



**HOMEMADE HALLOWEEN COOKBOOK: Lots of Freaky, Creepy, Spooky, Delicious And Quick-To-Make Recipes For Kids And Adults With Pictures For Halloween Party** by Tyler Sweet

★★★★★ 5 out of 5

Language	: English
File size	: 4695 KB
Text-to-Speech	: Enabled
Enhanced typesetting	: Enabled
Word Wise	: Enabled
Print length	: 97 pages
Lending	: Enabled
Screen Reader	: Supported



## The Kane Chronicles: Book Three – The Serpent's Shadow: An Enthralling Conclusion to the Epic Egyptian Saga

Embark on an Unforgettable Journey with Carter and Sadie Kane  
Prepare to be captivated by the thrilling of Rick Riordan's beloved The Kane Chronicles trilogy. In The...



## Unlock the Culinary Power of Lentils: Your Ultimate Guide to Cooking with Nature's Tiny Treasure

: Lentils - A Culinary Gem Waiting to be Explored In the vast culinary landscape, lentils often take a backseat to more popular legumes like beans and...